

CREATFUL MERCANTILE PRIVATE LIMITED

No. 42, Third Floor, Kodambakkam High Road, Nungambakkam, Chennai - 600034.

Balance Sheet as at 31 Mar 2021

CIN: U51101TN2010PTC113080

(Amount in rupees)

Particulars	Notes	As on 31 March 2021	As on 31 March 2020
Assets			
Non-current assets			
Property, plant and equipment		-	-
Capital work in progress		-	-
Other Intangible assets		-	-
Financial assets			
Investments	1	18,15,000	18,15,000
Long Term Loans & Advances		-	-
Deferred Tax Asset		-	-
Other Non-Current Assets		-	-
		18,15,000	18,15,000
Current assets			
Inventories		-	-
Financial assets			
Investments		-	-
Trade Receivables		-	-
Cash and Cash equivalents	2	37,111	55,111
Short Term Loans & Advances		-	-
Others		-	-
Other Current Assets		-	-
Current Tax Assets (net)		-	-
		37,111	55,111
Total assets		18,52,111	18,70,111
Equity			
Equity Share Capital	3	2,90,000	2,90,000
Other Equity	4	14,70,111	15,06,211
		17,60,111	17,96,211
Liabilities			
Non-current liabilities			
Financial liabilities			
Borrowings		-	-
Other Non-Current Financial Liabilities		-	18,000
Provisions		-	-
		-	18,000
Current liabilities			
Financial Liabilities			
Borrowings	5	-	-
Trade payables		-	-
(a) total outstanding dues of micro enterprises & small enterprises		-	-
(b) total outstanding dues of creditors other than micro enterprises & small enterprises		-	-
Other current financial liabilities		-	-
Other Current Liabilities	6	92,000	55,900
Provisions		-	-
Current Tax Liabilities (Net)		-	-
		92,000	55,900
Total equity and liabilities		18,52,111	18,70,111

Summary of significant Information

11

The accompanying notes are an integral part of the financial statements.

For KANNAN & CO
Chartered Accountants
Firm Regn. No: 006792S

Kulandaivel
CA N Kulandaivel



For and on behalf of the Board

P. Arulsundaram
P. ARULSUNDARAM

A. Nithya
A. NITHYA

Date: 26.05.2021

UDIN: 21227006 AAAALL 5027

GREATFUL MERCANTILE PRIVATE LIMITED

No. 42, Third Floor, Kodambakkam High Road, Nungambakkam, Chennai - 600034.

Statement of Profit and loss account for period ended 31 Mar 2021

CIN: U51101TN2010PTC113080

(Amount in rupees)

Particulars	Notes	Year ended 31 March 2021	Year ended 31 March 2020
Income			
Revenue from operations		-	-
Other income		-	-
Total income		-	-
Expenses			
Cost of materials consumed		-	-
Direct Operating Cost		-	-
Employee benefits expense		-	-
Finance Cost		-	-
Depreciation and amortization expense		-	-
Other expenses	7	36,100	43,044
Total expense		36,100	43,044
Profit/(loss) before Exceptional items and tax		-36,100	-43,044
Exceptional Items		-	-
Profit / (Loss) before tax		-36,100	-43,044
Tax expense			
Current Tax		-	-
Deferred tax		-	-
Profit/(loss) for the year		-36,100	-43,044
Other comprehensive income			
A (i) Items that will not be reclassified to profit or loss			
- Remeasurement of defined benefit plans		-	-
(ii) Income tax relating to items that will not be reclassified to profit or loss		-	-
B (i) Items that will be reclassified to profit or loss		-	-
(ii) Income tax relating to items that will be reclassified to profit or loss		-	-
Other Comprehensive Income for the period / year, net of tax		-	-
Total Comprehensive Income for the period / year (Comprising Profit and Other Comprehensive Income for the period / year)		-36,100	-43,044
Earnings per share			
(1) Basic Rs.	8	-1.24	-1.48
(2) Diluted Rs.		-1.24	-1.48
(3) Nominal value of Equity shares (Rs.)		10	10

The accompanying notes are an integral part of the financial statements.

For KANNAN & CO
Chartered Accountants
Firm Regn. No: 006792S

CA N Kulandaivel

Partner

Membership No. 227006

Place: Coimbatore

Date: 26.05.2021



For and on behalf of the Board

P. ARULSUNDARAM
DIRECTOR
DIN: 00125403

A. NITHYA
DIRECTOR
DIN: 00125357

UDIN: 21227006 AAAALL 5027

GREATFUL MERCANTILE PRIVATE LIMITED

No. 42, Third Floor, Kodambakkam High Road, Nungambakkam, Chennai - 600034.

Cash Flow Statement for the year ended 31st March 2020

CIN: U51101TN2010PTC113080

(Amount in rupees)

Particulars	31-Mar-21	31-Mar-20
Cash Flows From Operating Activities		
Profit Before Tax	-36,100	-43,044
Operating Profit Before Working Capital Changes	-36,100	-43,044
Increase /(Decrease) in Non-Current Liability	-18,000	-20,000
Increase /(Decrease) in Current Liability	36,100	35,900
Net Increase/Decrease in Operating Assets & Operating Liabilities	18,100	15,900
Net Cash Flow From Operating Activities	-18,000	-27,144
Cash Flow From Investing Activities		
Net Cash Generated/(Used) in Investing Activities:	-	-
Cash Flow From Financing Activities		
Net Cash Flow From Financing Activities	-	-
Net Increase/(Decrease) in Cash And Cash Equivalent	-18,000	-27,144
Cash and Cash Equivalents at ending of the period	37,111	55,111
Cash and Cash Equivalent at beginning of the period	55,111	82,255
Net change in cash & cash equivalents	-18,000	-27,144
Notes :		
Cash Flow Statement has been prepared under the indirect method as set out in the Indian Accounting Standard (IndAS) 7 "Cash Flow Statements" as specified in the Companies (Accounting Standard) Rule, 2006.		
The accompanying notes are an integral part of the financial statements.		

For KANNAN & CO
Chartered Accountants
Firm Regn. No: 006792S

CA N Kulandaivel
Partner
Membership No. 227006
Place: Coimbatore
Date: 26.05.2021



For and on behalf of the Board


PARULSUNDARAM
DIRECTOR
DIN :00125403


A.NITHYA
DIRECTOR
DIN: 00125357

VDIN: 21227006AAAA LL 5027

GREATFUL MERCANTILE PRIVATE LIMITED

No. 42, Third Floor, Kodambakkam High Road, Nungambakkam, Chennai - 600034.

Statement of Changes in Equity for the year ended 31st March 2021

CIN: U51101TN2010PTC113080

(a) Equity Share Capital	
Equity shares of Rs. 10/- each issued, subscribed and fully paid	
	Rs
At 1 April 2019	2,90,000
Issue of share capital	-
At 31 March 2020	2,90,000
Issue of share capital	-
At 31 March 2021	2,90,000

For the year ended 31 March 2021:

(b) Other equity	Securities Premium	Retained earnings	Total
As at 1 April 2020	17,10,000	-2,03,789	15,06,211
Profit / (Loss) for the year	-	-36,100	-36,100
Other comprehensive income	-	-	-
Total Comprehensive Income for the year	-	-36,100	-36,100
At 31 March 2021	17,10,000	-2,39,889	14,70,111
For the year ended 31 March 2020:			
As at 1 April 2019	17,10,000	-1,60,745	15,49,255
Profit / (Loss) for the year	-	-43,044	-43,044
Other comprehensive income	-	-	-
Total Comprehensive Income for the year	-	-43,044	-43,044
At 31 March 2020	17,10,000	-2,03,789	15,06,211

The accompanying notes are integral part of the financial statements

For KANNAN & CO
Chartered Accountants
Firm Regn. No: 006792S

CA N Kulandaivel
Partner
Membership No. 227006
Place: Coimbatore
Date: 26.05.2021



For and on behalf of the Board

P. ARULSUNDARAM
DIRECTOR
DIN: 00125403

A. NITHYA
DIRECTOR
DIN: 00125357

UDIN: 21227006 AAAALL 5027

GREATFUL MERCANTILE PRIVATE LIMITED

No. 42, Third Floor, Kodambakkam High Road, Nungambakkam, Chennai - 600034.

Notes to Financial Statements

CIN: U51101TN2010PTC113080

Note 1: Investments	As at Mar 31, 2021	As at Mar 31, 2020
Investments in Equity Instruments		
Unquoted		
Investment in Subsidiaries		
<i>Investment's carried at cost</i>		
Lunkar Finance Private Limited	18,15,000	18,15,000
2,11,500 equity shares of Rs 10 each fully paid up		
Total	18,15,000	18,15,000

Note 2: Cash and cash equivalent	As at Mar 31, 2021	As at Mar 31, 2020
Balances with banks	-	-
Cash on hand	37,111	55,111
Total	37,111	55,111

Note 3: Share Capital	Equity Shares	
	As at Mar 31, 2021	As at Mar 31, 2020
Authorised Share Capital (30,000 Equity Shares of Rs.10 each)	3,00,000	3,00,000
Issued, Subscribed and Paid up (29,000 Equity Shares of Rs.10 each)	2,90,000	2,90,000

Particulars	As at Mar 31, 2021		As at Mar 31, 2020	
Reconciliation of No. of shares	No. Of Shares	Amount	No. Of Shares	Amount
Outstanding at the beginning of the year	29,000	2,90,000	29,000	2,90,000
Add: Shares issued during the year	-	-	-	-
Outstanding at the end of the year	29,000	2,90,000	29,000	2,90,000

Terms / rights attached to Equity Shares

The Company has only one class of equity shares having a par value of Rs. 10/- per share. Each holder of equity share is entitled pays dividends in Indian Rupees. The dividend, if any, proposed by the Board of Directors, is subject to the approval of the share the Company. In the event of liquidation of the Company, the holders of equity shares will be entitled to receive the remainin preferential amounts. The distribution will be in proportion to the No. of Equity Shares held by the shareholders.



GREATFUL MERCANTILE PRIVATE LIMITED

No. 42, Third Floor, Kodambakkam High Road, Nungambakkam, Chennai - 600034.

Notes to Financial Statements

CIN: U51101TN2010PTC113080

Shareholders holding more than 5% of equity shares as at the end of the year

Name of Shareholder	As at Mar 31, 2021		As at Mar 31, 2020	
	No of shares	%	No of shares	%
RPP Infra Projects Ltd.,	29000	100%	29000	100%

Note 4: Other Equity	As at Mar 31, 2021	As at Mar 31, 2020
Securities premium account		
Opening balance	17,10,000	17,10,000
Additions during the year	-	-
Closing balance	17,10,000	17,10,000
Retained Earnings		
Opening balance	-2,03,789	-1,60,745
Additions during the year	-36,100	-43,044
Closing balance	-2,39,889	-2,03,789
Total	14,70,111	15,06,211

Refer "Statement of Changes in Equity" for additions/deletions in each of these items

A. Securities Premium represents premium received on equity shares issued, which can be utilised only in accordance with the pro Companies Act 2013 for specified purposes.

Note 5: Borrowings	As at Mar 31, 2021	As at Mar 31, 2020
Secured		
Term Loans	-	-
Unsecured		
Loan from Related Parties	-	-
Total	-	-

Note 6: Other Current Liability	As at Mar 31, 2021	As at Mar 31, 2020
Other Payables	55,900	33,400
Professional charges payables	20,000	22,500
Total	75,900	55,900

Note 7: Other Expenses	As at Mar 31, 2021	As at Mar 31, 2020
Remuneration to auditors	13,600	11,800
Consulting fees payable	-	-
Postage, Telephones	-	-
Filing Charges	2,500	14,100
Professional & Consultancy Charges	20,000	10,000
Bank Charges	-	7,144
Discount	-	-
	36,100	43,044



GREATFUL MERCANTILE PRIVATE LIMITED

No. 42, Third Floor, Kodambakkam High Road, Nungambakkam, Chennai - 600034.

Notes to Financial Statements

CIN: U51101TN2010PTC113080

Note 8: Earnings per share	As at 31 March 2021	As at 31 March 2020
Earnings per Share		
Profit / (Loss) attributable to equity share holders	-36,100	-43,044
No. Of equity shares (Existing)	29,000	29,000
Basic/Diluted EPS	-1.24	-1.48
Nominal Value of equity shares	10.00	10.00

Note 9: Related party transactions**Name of the Related Party and Nature of Relationship:**

Name of the Related Party	Nature of Relationship
RPP Infra Projects Ltd	Holding Company
A. Nithya	Key Management Personnel
P. Arulsundaram	Key Management Personnel
Lunkar Finance Private Ltd	Subsidiary Company

Transaction and Balance with Related Parties**Transactions**

Particulars	As at	As at
	31 March 2021	31 March 2020
Loan from RPP Infra Projects Ltd	22500	33,400.00
Loan Repaid to P. Arulsundaram	18000	-

Balances

Particulars	As at	As at
	31 March 2021	31 March 2020
Investment in Subsidiary- Lunkar Finance Pvt Ltd	18,15,000	18,15,000
Loan from RPP Infra Projects Ltd	55,900	33,400
Loan from- P. Arulsundaram	-	18,000

Note 10: Net Debt Reconciliation

As company has no debts, no such reconciliation has been provided



GREATFUL MERCANTILE PRIVATE LIMITED

No. 42, Third Floor, Kodambakkam High Road, Nungambakkam, Chennai - 600034.

Notes to Financial Statements

CIN: U51101TN2010PTC113080

Note.11 - Summary of Significant Information

Impairment of financial assets

The Company assesses at each balance sheet date whether a financial asset or a group of financial assets is impaired. Ind AS 109 requires expected credit losses to be measured through a loss allowance. The Company recognizes lifetime expected losses for trade receivables that do not constitute a financing transaction. For all other financial assets, expected credit losses are measured at an amount equal to 12 month expected credit losses or at an amount equal to lifetime expected losses, if the credit risk on the financial asset has increased significantly since initial recognition.

Financial liabilities

Financial liabilities are measured at amortized cost using the effective interest method.

5 Use of Estimates

The preparation of financial statements in conformity with Ind AS requires management to make judgments, estimates and assumptions that affect the application of accounting policies and the reported amounts of assets, liabilities, the disclosures of contingent assets and contingent liabilities at the date of financial statements, income and expenses during the period. Contingencies are recorded, when it is probable that a liability will be incurred and the amount can be reasonably estimated. Actual results may differ from these estimates. Estimates and underlying assumptions are reviewed on an ongoing basis. Revisions to accounting estimates are recognized in the period in which the estimates are revised and in future periods which are affected.

6 Provisions, Contingent assets & Contingent liabilities

Provisions are recognized when the Company has a present obligation (legal or constructive) as a result of a past event, it is probable that the Company will be required to settle the obligation, and a reliable estimate can be made of the amount of the obligation.

Contingent assets are disclosed in the Financial Statements by way of notes to accounts when an inflow of economic benefits is probable.

Contingent liabilities are disclosed in the Financial Statements by way of notes to accounts, unless possibility of an outflow of resources embodying economic benefit is remote.

7 Revenue Recognition

The Company is in the business of wholesale trade on fee or contract basis. Revenue from the trade is recognized on accrual basis.

8 Income taxes

Income tax expense represents the sum of the tax currently payable and deferred tax. Current and deferred tax are recognised in Profit or Loss, except when they relate to items that are recognised in other comprehensive income or directly in equity, in which case, the current and deferred tax are also recognised in other comprehensive income or directly in equity respectively.

Current tax

The tax currently payable is based on taxable profit for the year. Taxable profit differs from 'profit before tax' as reported in the Statement of Profit and Loss because of items of income or expense that are taxable or deductible in other years and items that are never taxable or deductible. The Company's current tax is calculated using tax rates and laws that have been enacted or substantively enacted by the end of the reporting period.

Deferred tax

Deferred tax is recognized on temporary differences between the carrying amounts of assets and liabilities in the Financial Statements and the corresponding tax bases used in the computation of taxable profit. Deferred tax liabilities are generally recognized for all taxable temporary differences. Deferred tax assets are generally recognized for all deductible temporary differences to the extent that it is probable that taxable profits will be available against which, those deductible temporary differences can be utilized.

Deferred tax asset is recognised for the carry forward of unused tax losses and unused tax credits to the extent that it is probable that future taxable profit will be available against which the unused tax losses and unused tax credits can be utilised.


The carrying amount of deferred tax assets is reviewed at the end of each reporting period and adjusted to the extent that it is no longer probable that sufficient taxable profits will be available to allow all or part of the asset to be recovered.

Deferred tax liabilities and assets are measured at the tax rates that are expected to apply in the period in which the liability is settled or the asset realised, based on tax rates (and tax laws) that have been enacted or substantively enacted by the end of the reporting period.

The measurement of deferred tax liabilities and assets reflects the tax consequences that would follow from the manner in which the Company expects, at the end of the reporting period, to recover or settle the carrying amount of its assets and liabilities

9 Earnings per share

Basic earnings per share are computed by dividing the net profit after tax by the weighted average number of equity shares outstanding during the period. Diluted earnings per share is computed by dividing the profit after tax by the weighted average number of equity shares considered for deriving basic earnings per share and the weighted average number of equity shares that could have been issued upon conversion of all dilutive potential equity shares.



GREATFUL MERCANTILE PRIVATE LIMITED

No. 42, Third Floor, Kodambakkam High Road, Nungambakkam, Chennai - 600034.

Notes to Financial Statements

CIN: U51101TN2010PTC113080

Note.11 - Summary of Significant Information

A Corporate Information

Greatful Mercantile Private Limited is a private limited company domiciled and incorporated in India having its registered office at No. 42, Third Floor, Kodambakkam High Road, Nungambakkam, Chennai - 600034. The Company is engaged in the business of Other Non-specialised wholesale trade.

B Significant Accounting Policies

1 Statement of Compliance with Ind AS

The Financial Statements comprising Balance Sheet, Statement of Profit and Loss, Statement of Changes in Equity, Statement of Cash Flow together with notes for the year ended March 31, 2020, have been prepared in accordance with applicable Indian Accounting Standards (Ind AS) prescribed under section 133 of Companies Act, 2013 read with Companies (Indian Accounting Standard) Rules as amended from time to time.

2 Basis of Preparation

The Financial Statements comprising Balance Sheet, Statement of Profit and Loss, Statement of Changes in Equity, Statement of Cash Flow together with notes for the year ended March 31, 2020, have been prepared in accordance with applicable Indian Accounting Standards (Ind AS) prescribed under section 133 of Companies Act, 2013 read with Companies (Indian Accounting Standard) Rules as amended from time to time.

The Financial Statements have been prepared on the historical cost convention on accrual basis except for certain financial instruments that are measured at fair values at the end of each reporting period, as explained in the accounting policies below.

Historical cost is generally based on the fair value of the consideration given in exchange for goods and services.

As the operating cycle cannot be identified in normal course due to the special nature of industry, the same has been assumed to have duration of 12 months. Accordingly, all assets and liabilities have been classified as current or non-current as per the Company's operating cycle and other criteria set out in Division II of Schedule III to the Companies Act, 2013.

An asset is classified as current if:

- (a) it is expected to be realised or sold or consumed in the Company's normal operating cycle;
- (b) it is held primarily for the purpose of trading;
- (c) it is expected to be realised within twelve months after the reporting period; or
- (d) it is cash or cash equivalent unless it is restricted from being exchanged or used to settle a liability for at least twelve months after the reporting period.

All other assets are classified as non-current.

A liability is classified as current if:

- (a) it is expected to be settled in normal operating cycle;
- (b) it is held primarily for the purpose of trading;
- (c) it is expected to be settled within twelve months after the reporting period;
- (d) it has no unconditional right to defer the settlement of the liability for at least twelve months after the reporting period.

All other liabilities are classified as non-current.

3 Functional and Presentation Currency

Items included in financial statements of the Company are measured using the currency of the primary economic environment in which the Company operates ("the functional currency"). Indian rupee is the functional currency of the Company.

The Financial Statements are presented in Indian Rupees which is company's presentation currency. All financial information presented in Indian Rupees has been rounded to two decimals except where otherwise indicated.

4 Financial instruments

Financial assets at amortized cost

Financial assets are subsequently measured at amortized cost using the effective interest method if these financial assets are held within a business whose objective is to hold these assets in order to collect contractual cash flows and the contractual terms of the financial asset give rise on specified dates to cash flows that are solely payments of principal and interest on the principal amount outstanding.

Financial assets at fair value through other comprehensive income

Financial assets are measured at fair value through other comprehensive income if these financial assets are held within a business whose objective is achieved by both collecting contractual cash flows and selling financial assets and the contractual terms of the financial asset give rise on specified dates to cash flows that are solely payments of principal and interest on the principal amount outstanding.

Financial assets at fair value through profit or loss

Financial assets are measured at fair value through profit or loss unless it is measured at amortized cost or at fair value through other comprehensive income on initial recognition.



GREATFUL MERCANTILE PRIVATE LIMITED

No. 42, Third Floor, Kodambakkam High Road, Nungambakkam, Chennai - 600034.

Notes to Financial Statements

CIN: U51101TN2010PTC113080

Note.11 - Summary of Significant Information

10 Cash Flow Statement

Cash flows are reported using the indirect method, whereby profit before tax is adjusted for the effects of transactions of a non-cash nature, any deferrals or accruals of past or future operating cash receipts or payments and item of income or expenses associated with investing or financing cash flows. The cash flows are segregated into operating, investing and financing activities.


For KANNAN & CO
Chartered Accountants
Firm Regn. No: 006792S


CA N Kulandaivel
Partner
Membership No. 227006
Place: Coimbatore
Date: 26.05.2021

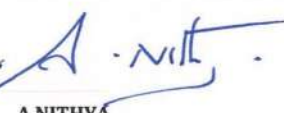
UDIN: 21227006AAAA LL 5027



For and on behalf of the Board


P. ABULSUNDARAM
DIRECTOR
DIN :00125403

For and on behalf of the Board


A. NITHYA
DIRECTOR
DIN: 00125357