

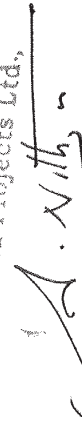


R.P.P Infra Projects Ltd

S F No. 454, Raghupathynalicken Palayam, Poondurai Main Road, Erode - 638 002, Tamil Nadu, INDIA
 CIN : L45201TZ1995PLC006113, Tel:+91 424 2284077, Fax: +91 424 2282077, email : ipo@ppipl.com, website: www.rppipl.com

Unaudited Results for the Quarter ended and the Year Ended 30th Sep, 2015
 Part - I

Sl No.	Particulars	Standalone						Consolidated						(Rupees Lakh)
		Quarter Ended		Half Year Ended		Year Ended		Quarter Ended		Half Year Ended		Year Ended		
		30-09-15 (Reviewed)	30-06-15 (Reviewed)	30-09-14 (Reviewed)	30-09-15 (Reviewed)	30-09-14 (Reviewed)	31-03-15 (Audited)	30-09-15 (Reviewed)	30-06-15 (Reviewed)	30-09-14 (Reviewed)	30-09-15 (Reviewed)	30-09-14 (Reviewed)	30-09-14 (Reviewed)	
1	Income from operations	9,192.25	8,488.21	6,025.46	17,680.46	10,535.00	26,314.00	9,192.25	8,565.05	6,025.46	17,757.30	10,735.00	26,594.00	
	(a) Net sales/income from operations (Net of excise duty)													
	(b) Other operating income	9,192.25	8,488.21	6,025.46	17,680.46	10,535.00	26,314.00	9,192.25	8,565.05	6,025.46	17,757.30	10,735.00	26,594.00	
2	Total income from operations (net)													
	(a) Operating Cost	7,542.60	6,780.22	4,690.29	14,322.82	8,073.93	21,125.62	7,542.61	6,780.22	4,690.29	14,322.83	8,203.93	21,255.62	
	(b) Employee benefits expense	135.11	138.83	155.14	273.94	273.94	532.74	135.11	138.83	155.14	273.94	284.49	544.88	
	(c) Depreciation and amortisation expense	112.43	133.50	2.05	245.93	198.49	725.45	112.44	136.29	10.05	248.73	214.49	743.30	
	(d) Other expenses	269.18	268.37	274.99	537.55	558.48	1,172.54	269.53	269.53	335.51	605.04	581.60	1,284.44	
	Total expenses	8,059.32	7,320.92	5,122.47	15,380.24	9,104.84	25,556.35	8,059.69	7,405.85	5,151.14	15,465.54	9,284.51	23,828.23	
3	Profit / (Loss) from operations before other income, finance costs and exceptional (1-2)	1,132.93	1,167.29	902.99	2,300.22	1,430.16	2,757.65	1,132.56	1,159.20	874.32	2,291.76	1,450.49	2,765.77	
4	Other income	28.68	36.06	150.86	64.74	345.88	444.78	28.68	36.06	149.85	64.74	345.88	454.60	
5	Profit / (Loss) from ordinary activities before finance costs and exceptional items (3 + 4)	1,161.61	1,203.35	1,053.85	2,364.96	1,776.04	3,202.43	1,161.24	1,195.26	1,024.18	2,356.50	1,796.37	3,220.37	
6	Finance costs	460.61	559.46	408.95	1,020.07	791.19	1,667.19	498.60	559.46	432.85	1,058.06	820.09	1,737.25	
7	Profit / (Loss) from ordinary activities after finance costs but before exceptional items (5 - 6)	701.00	643.89	644.89	1,344.89	984.84	1,535.24	662.65	635.80	591.33	1,298.45	976.28	1,483.11	
8	Exceptional items	(260.84)	-	-	(260.84)	-	(628.15)	(260.84)	-	-	(260.84)	-	(628.15)	
9	Profit / (Loss) from ordinary activities Before Tax (7 + 8)	961.84	643.89	644.89	1,084.05	984.84	1,607.09	923.49	635.80	591.33	1,559.29	976.28	2,111.25	
10	Tax expense	455.75	187.36	181.62	643.11	263.62	436.87	390.75	187.36	177.12	578.11	263.62	452.87	
11	Net Profit / (Loss) from ordinary activities after tax (9 - 10)	506.09	456.53	463.27	962.62	721.22	1,726.52	532.74	448.44	414.21	981.18	712.66	1,658.39	
12	Extraordinary items (net of tax expense - Lakhs)	-	-	-	-	-	-	-	-	-	-	-	-	
13	Net Profit / (Loss) for the period (11 - 12)	506.09	456.53	463.27	962.62	721.22	1,726.52	532.74	448.44	414.21	981.18	712.66	1,658.39	
14	Share of profit / (loss) of associates*	-	-	-	-	-	-	-	-	-	-	-	-	
15	Minority interest *	-	-	-	-	-	-	-	-	-	-	-	-	
16	Net Profit / (Loss) after taxes, minority interest and share of profit / (loss) of associates (13 + 14 + 15) *	506.09	456.53	463.27	962.62	721.22	1,726.52	532.74	448.44	414.21	981.18	712.66	1,658.39	
17	Paid-up equity share capital	2,260.06	2,260.06	2,260.06	2,260.06	2,260.06	2,260.06	2,260.06	2,260.06	2,260.06	2,260.06	2,260.06	2,260.06	
18	Reserve excluding Revaluation Reserves as per balance sheet of previous accounting year	11,865.35	11,781.57	10,446.14	11,865.35	10,446.14	11,325.04	15,900.01	15,256.12	13,958.50	15,300.01	13,958.50	14,807.68	
19.i	Earnings per share (before extraordinary items) (of Rs 10/- each) (not annualised):													
	(a) Basic	2.24	2.02	2.05	4.26	3.19	7.64	2.36	1.98	1.83	4.34	3.15	7.34	
	(b) Diluted	2.24	2.02	2.05	4.26	3.19	7.64	2.36	1.98	1.83	4.34	3.15	7.34	
19.ii	Earnings per share (after extraordinary items) (of :10/- each) (not annualised):													
	(a) Basic	2.24	2.02	2.05	4.26	3.19	7.64	2.36	1.98	1.83	4.34	3.15	7.34	
	(b) Diluted	2.24	2.02	2.05	4.26	3.19	7.64	2.36	1.98	1.83	4.34	3.15	7.34	

For RPP Infra Projects Ltd,

 A. Vithan
 Chief Executive Officer

Statement of Assets and Liabilities as at 30th Sep, 2015

Particulars	Standalone		Consolidated		
	Six Month Ended 30-09-15 (Reviewed)	Year Ended 31-03-15 (Audited)	Six Month Ended 30-09-15 (Reviewed)	Year Ended 31-03-15 (Audited)	
A	EQUITY AND LIABILITIES				
1	SHARE HOLDERS' FUND				
	a) Share Capital	2,260.06	2,260.06	2,260.06	2,260.06
	b) Reserves and Surplus	11,865.35	11,325.04	15,300.01	14,807.68
	Sub-Total Share Holders' Fund	14,125.41	13,585.10	17,560.07	17,067.74
2	Non-Current Liabilities				
	a) Long Term Borrowings	1,803.05	748.98	1,803.05	748.98
	b) Deferred Tax Liabilities (Net)	-	-	-	-
	c) Other Long Term Liabilities	-	-	-	-
	c) Long Term Provisions	30.07	30.07	30.07	30.07
	Sub-Total Non-Current Liabilities	1,833.12	779.04	1,833.12	779.04
3	Current Liabilities				
	a) Short Term Liabilities	5,850.75	7,330.00	6,262.34	7,799.83
	b) Trade Payable	10,373.61	11,751.26	9,456.34	10,736.57
	c) Other Current Liabilities	4,798.68	4,481.18	5,109.93	4,715.04
	d) Short Term Provision	578.11	660.67	594.03	676.59
	Sub-Total Current Liabilities	21,601.14	24,223.11	21,422.65	23,928.03
	TOTAL EQUITY AND LIABILITIES	37,559.68	38,587.25	40,815.84	41,774.81
B	ASSETS				
1	Non-Current Assets				
	a) Fixed Assets (Net)	2,889.61	4,184.25	2,930.77	4,228.20
	b) Non-Current Investment	82.87	82.87	31.71	31.71
	c) Deferred Tax Liabilities (Net)	43.56	43.56	43.71	43.71
	d) Long Term Loans and Advances	180.81	135.22	180.81	135.22
	e) Other non-current Assets	1,841.64	1,957.31	1,427.44	1,548.54
	Sub-Total Non-Current Assets	5,038.49	6,403.21	4,614.43	5,987.39
2	Current Assets				
	a) Inventories	145.09	141.37	158.09	154.37
	b) Trade Receivable	18,019.95	16,980.75	19,958.26	18,842.22
	c) Cash and Cash Receivables	1,529.42	1,415.91	1,544.36	1,430.86
	d) Short Loans and Advances	4,628.78	4,298.91	6,342.75	6,012.88
	e) Other Current Assets	8,197.94	9,347.10	8,197.94	9,347.10
	Sub-Total Non-Current Assets	32,521.19	32,184.05	36,201.41	35,787.43
	TOTAL ASSETS	37,559.68	38,587.25	40,815.84	41,774.81

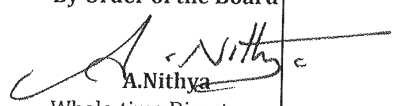
CONSOLIDATED SEGMENTALWISE REVENUES, RESULTS AND CAPITAL EMPLOYED

PARTICULARS	Quarter Ended On			Half Year Ended		Year Ended
	30-09-15	30-06-15	30-09-14	30-09-15	30-09-14	31-03-15
Segmental Revenues						
India	9,192.25	8,488.21	6,025.46	17,680.46	10,535.00	26,314.00
Overseas	-	76.84	-	76.84	200.00	280.00
Total Revenues	9,192.25	8,565.05	-6,025.46	17,757.30	10,735.00	26,594.00
Less: Inter segmental revenues	-	-	-	-	-	-
Net Sales/ Income from Operations	9,192.25	8,565.05	6,025.46	17,757.30	10,735.00	26,594.00
Add: Other Income	28.68	36.06	149.86	64.74	345.88	454.60
Revenues	9,220.93	8,601.11	6,175.31	17,822.04	11,080.88	27,048.60
Segmental Profits (Profit before Interest & Tax)						
India	1,422.45	1,203.35	1,053.85	2,625.80	1,776.04	3,830.58
Overseas	(0.37)	(8.09)	(29.67)	(8.46)	20.33	17.93
Less: Interest & Finance Charges	(498.60)	(559.46)	(432.85)	(1,058.06)	(820.09)	(1,737.26)
Profit before Tax	923.49	635.80	591.33	1,559.29	976.28	2,111.26
Capital Employed (Segmental Assets minus Liabilities)						
India				15,958.53	16,674.52	14,364.14
Overseas				3,434.66	1,910.92	3,482.64
Total				19,393.19	18,585.44	17,846.78

For RPP Infra Projects Ltd.,

A. Withya
Whole Time Director

PART II

A	PARTICULARS	Quarter ended			Six Months ended		Year ended
		30-09-15	30-06-15	30-09-14	30-09-15	30-09-14	31-03-15
		Reviewed	Reviewed	Reviewed	Reviewed	Reviewed	Audited
1	Public Shareholding						
	- Number of shares	6232193	6232193	6232193	6232193	6232193	6232193
	- Percentage of shareholding	27.58%	27.58%	27.58%	27.58%	27.58%	27.58%
2	Promoters & Promoters Group Shareholding						
	a) Pledged / encumbered						
	- Number of shares	5453113	8738827	7038827	5453113	7038827	7038827
	- Percentage of shares (as a % of the total shareholding of promoters & promoters group)	33.31%	53.39%	43.00%	33.31%	43.00%	43.00%
	- Percentage of shares (as a % of the total shares capital of the company)	24.13%	38.66%	31.14%	24.13%	31.14%	31.14%
	b) Non - encumbered						
	- Number of shares	10915278	7629564	9329564	10915278	9329564	9329564
	- Percentage of shares (as a % of the total shareholding of promoters & promoters group)	66.69%	46.61%	57.00%	66.69%	57%	57%
	- Percentage of shares (as a % of the total shares capital of the company)	48.29%	33.76%	41.28%	48.29%	41.28%	41.28%
PARTICULARS						30-09-15	
B	INVESTOR COMPLAINTS						
	Pending at the beginning of the quarter						Nil
	Received during the quarter						Nil
	Disposed of during the quarter						Nil
	Remaining unresolved at the end of the quarter						Nil
Notes:							
1 The Unaudited financial Statements of the Company for the quarter ended 30.09.2015 have been subjected to limited review by the Statutory Auditors in terms of Clause 41 of the Listing Agreement and were duly reviewed by the Audit Committee and were approved & taken on record by the Board of Directors at the Board Meeting held on 14.11.2015							
2 The Company is engaged in one business segment, namely "Construction and Infrastructure Development". The Company and its subsidiaries (including Step-down Subsidiary in Republic of Gabon) operate in India, Srilanka, Mauritius and Gabon. The geographical segment has been considered as the primary segment for consolidated financial results and there are no other reportable segments as required to be disclosed under Accounting Standard 17 "Segmental Reporting".							
3 The Company has an Order Book of Rs.600.34 Crore as on 30.09.2015							
4 Previous period's figures have been regrouped and / or re-arranged wherever necessary to facilitate comparison.							
						By Order of the Board  A.Nithya Whole-time Director	
Place: Erode							
Date: 14.11.2015							



KARTHIKEYAN & JAYARAM
CHARTERED ACCOUNTANTS

Sri Tower, 30, Bharathidasan Street,
Teacher's Colony, Erode - 638 011.
Ph. : (0424) 2277101, 2277102 Fax : 2277102
Mob. : 90950 - 75000 E-mail : tax.erode@gmail.com


Review Report to the Board of Directors of RPP Infra Projects Limited

We have reviewed the accompanying statement of unaudited financial results of RPP Infra Projects Limited for the period from 1st July 2015 to 30th September 2015 except for the disclosures regarding 'Public Shareholding' and 'Promoter and Promoter Group Shareholding' which have been traced from disclosures made by the management and have not been reviewed by us. This statement is the responsibility of the Company's Management and has been approved by the Board of Directors/ Committee of Board of Directors. Our responsibility is to issue a report on these financial statements based on our review. The Scope of our review is limited only to the Indian operations of the entity.

We conducted our review in accordance with the Standard on Review Engagement (SRE) 2410, engagements to Review Financial Statements issued by the Institute of Chartered Accountants of India. This standard requires that we plan and perform the review to obtain moderate assurance as to whether the financial statements are free of material misstatement. A review is limited primarily to inquiries of company personnel and analytical procedures applied to financial data and thus provide less assurance than an audit. We have not performed an audit and accordingly, we do not express an audit opinion.


Based on our review, with the exception of the matter described in the preceding paragraph, nothing has come to our attention that causes us to believe that the accompanying statement of unaudited financial results prepared in accordance with applicable accounting standards¹ and other recognized accounting practices and policies has not disclosed the information required to be disclosed in terms of Clause 41 of the Listing Agreement including the manner in which it is to be disclosed, or that it contains any material misstatement.

For Karthikeyan & Jayaram
Chartered Accountants


CA G.N. Jayaram F.C.A.
Partner
(Membership No. 200-027291)

Place of signature : Erode

Date : 9th November 2015



¹ The Accounting Standards notified pursuant to Companies (Accounting Standards) Rules, 2006 and/ or Accounting Standards issued by Institute of Chartered Accountants of India.